

Ceiling Cutout: 6 1/2" (165 mm) Dia.

* Based on mounting on 1 1/2" (38 mm) T-Bar

Ordering Information

Catalog No.	Lamps	Housing Diameter	Recessed Width		Recessed Height
			Max.	Min.	
SPR30MH	70W PAR30 Metal Halide	6 1/2" (165 mm)	17 1/2" (445 mm)	16" (407 mm)	5 3/8" (137 mm)

Features

- Cylinder:** Die-formed, heavy gauge aluminum. Round-back cylinder. Matte white exterior, matte black interior. 45° vertical and 358° horizontal adjustment.
- Yoke:** Die-formed steel, permanently tensioned with internal spring washers and vibration-resistant nuts. No exposed fasteners.
- Housing:** Hydroformed, heavy gauge aluminum. Matte white overlap flange.
- Mounting Frame:** Die-cast aluminum, for dry or plaster ceilings.
- Housing Cup:** Hydroformed, 0.05" aluminum. Mounts to housing; provided with quick plug-in electrical connectors. Prewired with #18 ga. AWM leads to junction box.
- Retaining Springs:** Precision-tooled steel friction springs secure housing to mounting frame for quick, tool-less installation.
- Junction Box:** 4" x 3 1/2" x 2", 14 ga. (0.063") die-formed galvanized steel. Can be inspected from below.
- Mounting Brackets:** 16 ga. galvanized steel. Adjust from inside of fixture. Use 3/4" or 1 1/2" lathing channel, 1/2" EMT, or optional Lightolier mounting bars (1950 or 1951).
- Thermal Protector:** Meets NEC and UL requirements. Thermal insulation shall not be installed within 3" (76 mm) of the recessed fixture enclosure, wiring compartment, or ballast, and shall not be so installed above the fixture so as to entrap heat and prevent the free circulation of air.
- Ballast-Splice Box Assembly:** Mounts on 16 ga. anchor brackets secured to 3/4" or 1 1/2" lathing channel, 1/2" EMT, or optional Lightolier mounting bars by thumb screw.

Electrical

Medium base porcelain pulse rated socket, nickel plated screw shell; prewired with #18 ga. SF-2 leads with integral silicon sleeving. UL listed for maximum of (8) No. 12 AWG 75°C through branch conductors or 60°C conductors for end of run.

Electrical (continued)

Ballast: Dual tap 120/277V, magnetic, thermally protected, lag type high reactance autotransformer, H.P.F., encased and filled.

Ballast	ANSI Code	Voltage	Max. Amps	Input Watts
70W MH	M98	120/277	1.90/0.80	95

Options & Accessories

Mounting Bars	1950 - 18" Set of (2) 1951 - 27" Set of (2)
T-Bar Anchor Clips	1956 - Set of (4) for use with mounting bars
Fuse	Add suffix F1 or F2 to fixture (F1 =120V, F2 = 277V)
Chicago Air Plenum	Consult Factory

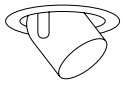
Labels

UL (Suitable for Damp Locations), I.B.E.W.

Alzak® is a registered trademark of ALCOA.

Job Information	Type:
Job Name:	
Cat. No.:	
Lamp(s):	
Notes:	

Lightolier a Genlyte Thomas Company www.lightolier.com
 631 Airport Road, Fall River, MA 02720 • (508) 679-8131 • Fax (508) 674-4710
 We reserve the right to change details of design, materials and finish.
 © 2002 Genlyte Thomas Group LLC (Lightolier Division) • A0902



Accent Lighting Performance Data

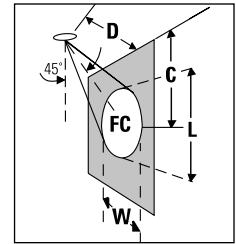
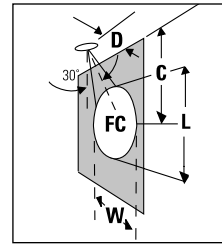
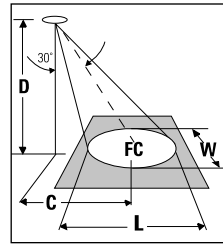
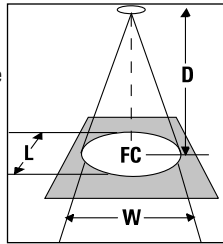
(FC) is initial footcandles at center of beam.

Beam length (L) and beam width (W) are to where the candlepower is reduced to 50% of center beam candlepower.

CBCP is center beam candlepower.

(C) is distance to the center of the beam.

Performance data shown is based on bare lamp photometrics of Master Color lamps by Philips Lighting. Contact lamp manufacturers for availability and performance.



Lamp	Beam Spread 50% Max CP	CBCP	Rated Life-Hrs	0° Aiming angle				30° Aiming angle					30° Aiming angle					45° Aiming angle				
				D	FC	L	W	D	C	FC	L	W	D	C	FC	L	W	D	C	FC	L	W
 70W PAR30 SP	 10°	48000	9000	15'	213	2.6'	2.6'	10'	5.8'	312	2.3'	2.0'	5'	8.7'	240	3.6'	1.7'	8'	8.0'	265	2.8'	2.0'
				20'	120	3.5'	3.5'	15'	8.7'	139	3.5'	3.0'	8'	13.9'	94	5.7'	2.8'	12'	12.0'	118	4.2'	3.0'
				25'	77	4.4'	4.4'	20'	11.5'	78	4.7'	4.0'	11'	19.1'	50	7.9'	3.8'	16'	16.0'	66	5.6'	4.0'
				30'	53	5.2'	5.2'	25'	14.4'	50	5.8'	5.1'	14'	24.2'	31	10.0'	4.9'	20'	20.0'	42	7.8'	4.9'
 70W PAR30 FL	 40°	7000	8000	7'	143	5.1'	5.1'	6'	3.5'	125	6.1'	5.0'	2'	3.5'	219	9.7'	2.9'	4'	4.0'	155	6.7'	4.1'
				10'	70	7.3'	7.3'	9'	5.2'	58	9.1'	7.6'	3'	5.2'	97	14.5'	4.4'	6'	6.0'	69	10.1'	6.2'
				13'	41	9.5'	9.5'	12'	6.9'	32	12.2'	10.1'	4'	6.9'	55	19.3'	5.8'	8'	8.0'	39	13.4'	8.2'
				16'	27	11.6'	11.6'	15'	8.7'	20	15.2'	12.6'	5'	8.7'	35	24.2'	7.3'	10'	10.0'	25	16.8'	10.3'

Job Information **Type:**

Lightolier a Genlyte Thomas Company www.lightolier.com
 631 Airport Road, Fall River, MA 02720 • (508) 679-8131 • Fax (508) 674-4710
 We reserve the right to change details of design, materials and finish.
 © 2002 Genlyte Thomas Group LLC (Lightolier Division) • A0902

LIGHTOLIER®