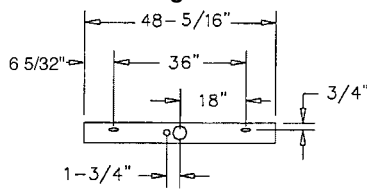


Half Scale

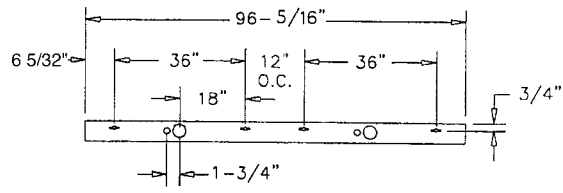
Ordering Information

Style	Lamps	Length	Type	Ballast
PSW	2 2 = 2 Lamp T8	3 = 3 foot 4 = 4 foot 6 = 6 foot 8 = 8 foot	I = Individual S = Starter M = Module E = End	E81 = 120V T8 Electronic E82 = 277V T8 Electronic

Fixture Lengths & Mounting Locations

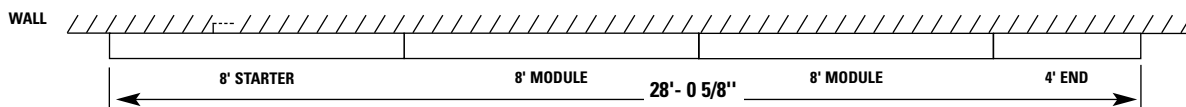


4' Starter, Module End and Individual



8' Starter, Module, End and Individual

Sample Run



Complete ordering instructions on back.

For all fixtures represented in this family please refer to the brochure and/or additional specification sheets.

Features

- Housing:** 18 gauge perforated steel with 41% open hole pattern. Holes are 1/16" diameter on 3/32" centers. Die-formed steel end cap. No exposed fasteners or hardware.
- Lamping:** Two T8 32 watt fluorescent lamps. Provided by others.
- Reflector:** Die-formed specular aluminum reflector.
- Diffuser:** Opal acrylic diffuser.

Electrical

Specify 120 volt or 277 volt. 3 conductor, 18 gauge wire. Color-coded quick connectors allow ease of connection for joiner modules. For special circuiting, consult factory. Rapid start, HPF, class "P" thermally protected. PowerSpec HDF dimming ballast is available.

Finish

Powder coated baked white enamel. Custom colors available, consult factory.

Labels

UL, cUL and I.B.E.W.

Job Information

Type:

Job Name:

Cat. No.:

Lamp(s):

Notes:

Lightolier a Genlyte Thomas Company

www.lightolier.com

631 Airport Road, Fall River, MA 02720 • (508) 679-8131 • Fax (508) 674-4710

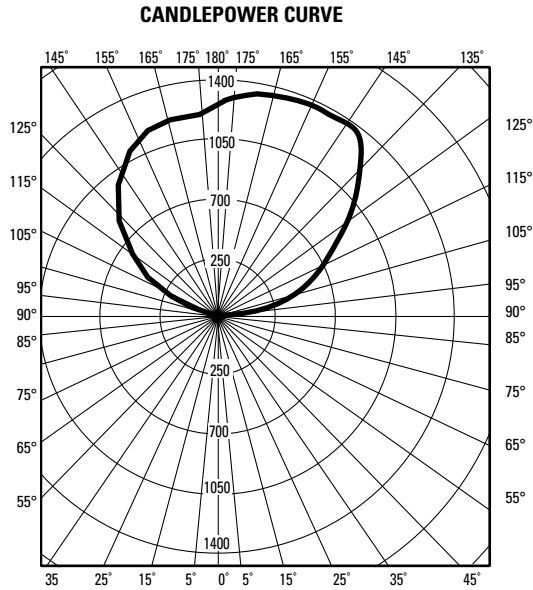
We reserve the right to change details of design, materials and finish.

© 2002 Genlyte Thomas Group LLC (Lightolier Division) • A0902

LIGHTOLIER®



Performance



REPORT NO: LRL 898-4B
 LAMP TYPE: 2 F032T8
 LUMENS: 3050
 EFFICIENCY: 74.2%

COEFFICIENTS OF UTILIZATION

% EFFECTIVE CEILING CAVITY REFLECTANCE

ROOM CAVITY RATIO	80			70			50		
	WALL REFLECTANCE								
	50	30	10	50	30	10	50	30	10
0	72	72	72	62	62	62	43	43	43
1	62	59	57	54	51	49	38	36	35
2	54	50	47	47	43	41	33	31	29
3	48	43	39	41	37	34	29	27	24
4	42	36	32	36	32	28	26	23	21
5	37	31	27	32	27	24	23	20	17
6	33	27	23	29	24	20	20	17	15
7	29	24	20	26	21	18	18	15	13
8	26	21	17	23	18	15	16	13	11
9	24	19	15	21	16	13	15	12	10
10	22	17	13	19	15	12	14	11	09

Ordering Instructions

Individual Fixtures:

- Order number of FIXTURES (fixture comes complete with end caps, mounting hardware).

Continuous Rows:

- Determine run length.
- Order one STARTER FIXTURE and one END FIXTURE for each run.
- Order the appropriate number of MODULE FIXTURES for the complete run.

ZONE	CANDLEPOWER									
	0	22	45	67	90	112	135	157	180	
DEG.										
	CANDELAS									
180	1294	1294	1294	1294	1294	1294	1294	1294	1294	1294
175	1354	1355	1344	1323	1302	1265	1252	1231	1237	1237
165	1405	1427	1397	1347	1268	1207	1200	1226	1221	1221
155	1402	1385	1345	1289	1171	1130	1154	1209	1211	1211
145	1388	1375	1270	1189	1030	1038	1075	1140	1139	1139
135	1147	1156	1127	1013	836	884	912	958	949	949
125	877	912	845	875	660	739	738	792	784	784
115	646	638	579	616	420	507	487	515	506	506
105	431	433	374	334	224	293	273	304	297	297
95	170	171	124	121	35	90	72	94	87	87
90	70	69	34	29	9	15	9	13	11	11
85	29	27	18	12	9	8	9	9	9	9
75	49	44	30	18	9	7	8	8	8	8
65	72	66	48	27	13	7	4	3	3	3
55	95	90	74	50	26	14	9	7	6	6
45	105	100	92	70	42	28	17	15	13	13
35	109	107	103	89	62	42	29	26	24	24
25	105	104	96	87	65	46	42	39	38	38
15	129	118	98	82	64	50	51	74	74	74
5	90	85	78	71	62	55	55	66	66	66
0	60	60	60	60	60	60	60	60	60	60

DISTRIBUTION

Zone	Lumens	% Lamp	% Luminaire
0-90	240	3.9	5.3
90-180	4287	70.3	94.7
0-180	4527	74.2	100.0

LIGHTOLIER®

Job Information Type:

Lightolier a Genlyte Thomas Company www.lightolier.com
 631 Airport Road, Fall River, MA 02720 • (508) 679-8131 • Fax (508) 674-4710
 We reserve the right to change details of design, materials and finish.
 © 2002 Genlyte Thomas Group LLC (Lightolier Division) • A0902