


PRISMALYTE (PNB) PNB SERIES 232/332/432

Features


- Only 5-1/2" deep.
- Efficiency 70.4% (3 lamp T8).
- 1.4 spacing mounting ratio (3 lamp T8).
- 20 gauge steel body.
- 45° mitered corners (body and door frame).
- Side mounted ballast for cooler operation.
- Fully enclosed wiring.
- Available in three lens frame styles.
- Door jamb with positive light stop.
- Spring-loaded latches.
- Reversible door frame hinge.
- Available with floating or full size doors.
- Matches Prismalite (PRA/PRS) recessed.
- Frames interchangeable with Deepcel (DPB).
- Meets NYC Code requirements.




FEATURES




(FA) flat full-size aluminum frame.



(RA) regressed full-size aluminum frame.

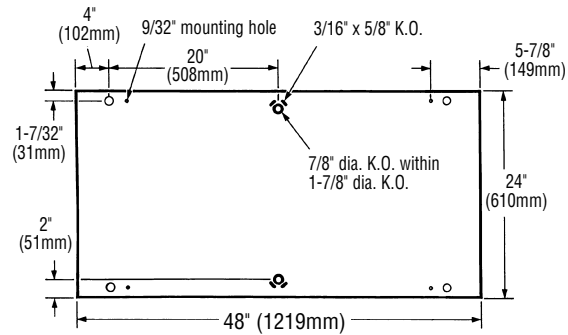
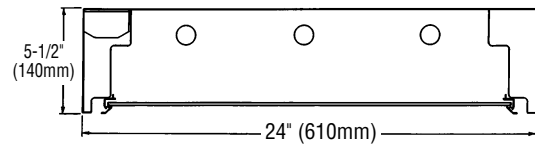


(RF) 1/2" regressed floating aluminum frame.




(FS) flat full-size steel frame.

DIMENSIONS



MOUNTING METHOD



Stem mounting (four per fixture is required)

Job Information

Type:

Job Name:

Cat. No.:

Lamp(s):

Volts/Ballast:

Lightolier a Genlyte Thomas Company www.lightolier.com
 Technical Information: (978) 657-7600 • Fax (978) 658-0595
 631 Airport Road, Fall River, MA 02720 • (508) 679-8131 • Fax (508) 674-4710
 We reserve the right to change details of design, materials and finish.
 © 2002 Genlyte Thomas Group LLC (Lightolier Division)
 A0902 **Section 3A/Folio H50-20 REV. A**

LIGHTOLIER®

