

- FXS04
- FXS08
- FXS12
- FXS52
- FXS53
- FXS54
- FXS55
- FXS67
- FXS68
- FXS82
- FXS84
- FXS86
- FXT08
- FX100

Ordering Information

Catalog No.	Finish	Description	Track Mountings
FXS04	Clear Anodized	4' Tangent Suspension Beam Track	Tangent Suspended Track and Suspended Truss Track may be suspended with stems at a maximum of 6' on center. Additional suspension points may be necessary when creating patterns or for balancing loads.
FXS08	Clear Anodized	8' Tangent Suspension Beam Track	
FXS12	Clear Anodized	12' Tangent Suspension Beam Track	
FXS52	Silver	Suspension Variable Angle Coupler, Mechanical Only	
FXS53	Silver	Suspension Variable Angle Coupler, Electro/Mechanical	
FXS54	Silver	Suspension Mini Coupler, Electro/Mechanical	
FXS55	Clear Anodized	Suspension Mini Coupler, Mechanical Only	
FXS67	Silver	Tangent Suspended Power Feed Canopy, 10'	
FXS68	Silver	Tangent Suspension Non-Powered Cable Kit, 8'	
FXS84	Silver	Tangent Suspension 18" Stem Kit	
FXS86	Silver	Tangent Suspension 48" Stem Kit	
FXT08	Clear Anodized	8' Tangent Suspended Truss Track	
FX100	n/a	Bending Tool	

Features

Tangent Suspended Track and Truss Track are a one-circuit electrical distribution system designed to support and supply all Tangent lighting units in a flexible manner. The track can be installed individually in straight runs or in a variety of patterns using the appropriate connectors. The track may also be field bent by hand or with an FX100 bending tool into curves with a minimum radius of 3'. All track lengths can be field cut.

- 1. Tangent Suspended Track:** Anodized aluminum with a clear protective coating
- 2. Truss Track:** Anodized aluminum with a clear protective coating
- 3. Insulating Liner:** Clear polycarbonate; houses conductors
- 4. Conductor (2):** Tin plated copper
- 5. Polarity Dimple:** Identifies the 120V line conductor
- 6. End Cap:** Silver painted polycarbonate

Finish

Tangent Suspended Track and Truss track are anodized aluminum with a clear protective coating. Connectors and end caps are painted in a coordinating silver finish. All painted finishes are baked enamel.

Electrical

Capacity is 20 amps at 120 volts, 60Hz per branch circuit. The track units are polarized and continuously grounded throughout. Electrical conductors are contained in the polycarbonate extrusion. Track is intended for wiring to branch circuit building wire with ground. All wiring must be in accordance with National and Local Codes.

Labels

cULus

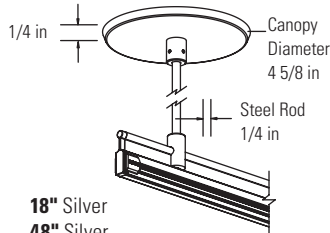
Job Information	Type:
Job Name:	
Cat. No.:	
Lamp(s):	
Notes:	

631 Airport Road, Fall River, MA 02720 • (508) 679-8131 • Fax (508) 674-4710
 We reserve the right to change details of design, materials and finish.
 www.lightolier.com © 2008 Philips Group • D1008

Track Mounting, Power Feed Systems and Connectors

Stem Mounting Kits

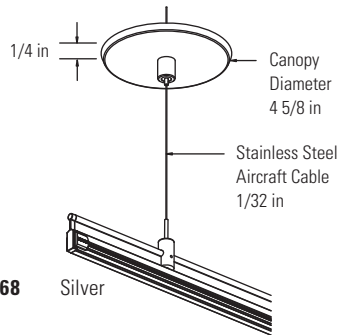
Mounts to a 4" or 3" octagon outlet box. When making run of track, do not exceed 6' between stems. Use additional stems for added support. Power is fed to the track with Suspended Power Feed Canopy. Stem can be field cut. For Individual FXS12 Installations 3 stems are required. *Not recommended for wall mounting. Stem mounts to track, or connectors.*



FXS84 18" Silver
FXS86 48" Silver

Suspension Non-Powered Cable Kit 8'

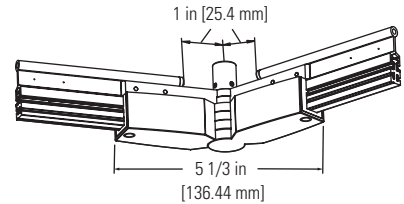
Mounts to 4" or 3" octagonal outlet box supports Suspension Track and Truss Track at any point. Cable has an adjusting collar for suspension height adjustability. Do not exceed 6' between cables. Use additional cables for added support. May be field cut. Cable mounts to track or connectors.



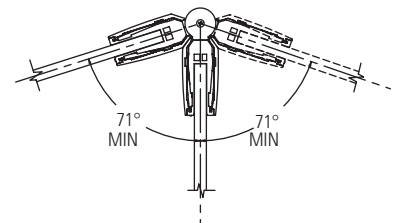
FXS68 Silver

Variable Angle Connector, Electro/Mechanical

Joins tracks together electrically and mechanically. Allows for left and right angles with a total of 216° of rotation. The variable angle connector is polarized and pre-wired. Not a feed point.

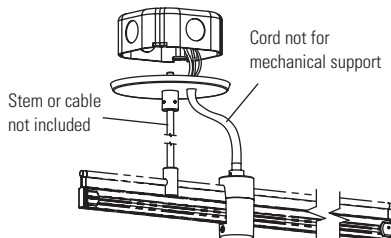


FXS53 Silver



Suspended Power Feed Canopy, 10'

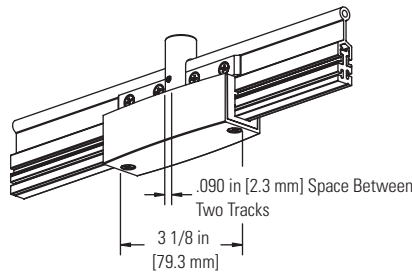
Mounts anywhere along track for power feed from a 4" octagonal outlet box. Max load 20 amps @ 120V, 60Hz. Order stem or cable separately.



FXS67 Silver

Suspension Mini Coupler, Electro/Mechanical

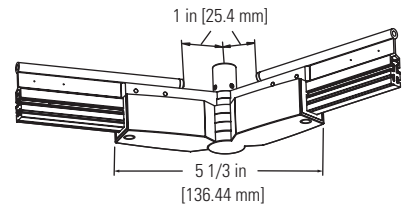
Joins tracks together electrically and mechanically. The mini-coupler is polarized. Not a feed point.



FXS54 Silver

Variable Angle Connector, Mechanical Only

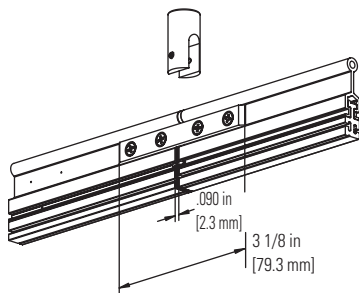
Permits mechanical attachment of two track sections while maintaining electrical separation. Allows for left and right angles with a total of 216° of rotation. Not a feed point.



FXS52 Silver

Suspension Mini Coupler, Mechanical Only

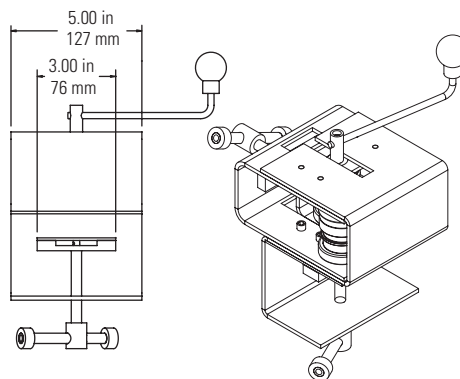
Permits mechanical attachment of two track sections while maintaining electrical separation. Not a feed point.



FXS55 Clear Anodized

Bending Tool

Used to field bend all Tangent Track into Curves with a minimum radius of 3ft.



FX100 Silver

Job Information Type:

631 Airport Road, Fall River, MA 02720 • (508) 679-8131 • Fax (508) 674-4710
We reserve the right to change details of design, materials and finish.
www.lightolier.com © 2008 Philips Group • D1008