

Reflector Trim		Frame-In Kit		
<b>C4P20L CLW</b>	Specular Clear, White Flange	Non-IC	Non-IC AirSeal®	IC-AirSeal®
<b>C4P20L CLP</b>	Specular Clear, Polished Flange	<b>C4120</b>	<b>C4A120</b>	<b>C4A1C</b>
<b>C4P20L</b> <input type="checkbox"/>	Add suffix. See options for other finishes.	50W PAR20 75W PAR16	50W PAR20 75W PAR16	50W PAR20 45W PAR16

### Features

- Aperture Cone:** 16 ga. aluminum, 50° visual cut-off to lamp image. Keyed to kick reflector to prevent incorrect installation of cone. Hinged, and snaps onto kick reflector for easy tool-less installation. Available with painted white or polished flange. Interchangeable with other Evolution 4 1/2" line voltage trims.
- Kick Reflector:** 16 ga. aluminum. Specular kick reflector with directional spread lens distributes light smoothly for vertical surface wall washing.
- Directional Spread Lens:** High temperature, tempered glass. Precisely contoured to fit onto cone; replaceable.
- Socket Harness:** Medium base porcelain socket with nickel plated screw shell, No. 18 SF-1 leads to keyed plug-in quick connector for power connection to junction box.
- Frame-In Kit:** Compatible Frame-In Kits are listed above. See separate Frame-In Kit specification sheets for details.  
Non-IC and Non-IC AirSeal® - Insulation must be kept 3" away from fixture sides and wiring compartments and must not be placed above fixture in a manner which will entrap heat.  
IC-AirSeal® - Fixture may be in direct contact with insulation.

### Options & Accessories

#### Reflector Finishes<sup>1</sup>

**Clear:** CL Gold: GD White: WH

**Black:** BK Pewter: CPW

**Comfort Clear Diffuse:** CCD

Champagne Bronze: CCZ

<sup>1</sup>Specify desired flange **W** White, **P** Polished

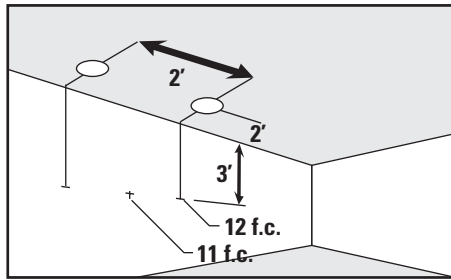
### Labels

UL Listed (suitable for wet locations), I.B.E.W.

Job Information	Type:
<b>Job Name:</b>	
<b>Cat. No.:</b>	
<b>Lamp(s):</b>	
<b>Notes:</b>	

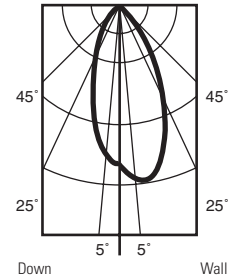
631 Airport Road, Fall River, MA 02720 • (508) 679-8131 • Fax (508) 674-4710  
 We reserve the right to change details of design, materials and finish.  
 www.lightolier.com © 2011 Philips Group • G0711

### 75W PAR16 NFL



EXAMPLE: With multiple units located 2' from wall and 2' on center, the illumination on the wall 3' down from the ceiling is 12 f.c. beneath and 11 f.c. between fixtures.

### Candlepower Curve



Down 5° | 5° Wall  
Report 0852FR  
Efficiency = 42.0%

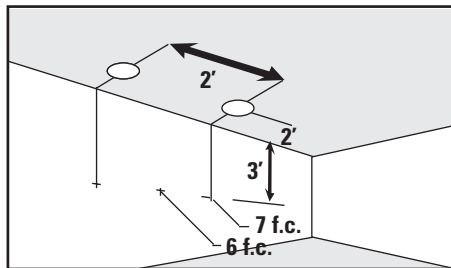
### Footcandles on Wall From Multiple Units

Distance From Ceiling, Ft.	Units 2 Feet From Wall					
	← 2' →			← 3' →		
1'	4	4	4	4	2	4
2'	10	9	10	7	5	7
3'	12	11	12	9	7	9
4'	13	12	13	9	7	9
5'	11	11	11	8	7	8
6'	9	9	9	6	6	6
7'	7	7	7	5	5	5
8'	6	6	6	4	4	4
9'	5	5	5	3	3	3

Distance From Ceiling, Ft.	Units 3 Feet From Wall					
	← 3' →			← 4' →		
1'	1	1	1	1	1	1
2'	3	3	3	3	2	3
3'	4	4	4	4	3	4
4'	5	5	5	4	3	4
5'	6	5	6	5	4	5
6'	6	5	6	5	4	5
7'	5	5	5	4	4	4
8'	5	5	5	4	4	4
9'	4	4	4	3	3	3

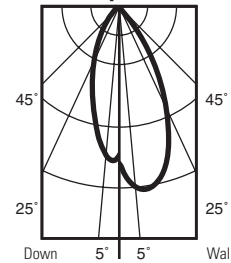
Footcandle values are averaged and rounded off and are based on a minimum of five units.

### 50W PAR20 NFL



EXAMPLE: With multiple units located 2' from wall and 2' on center, the illumination on the wall 3' down from the ceiling is 7 f.c. beneath and 6 f.c. between fixtures.

### Candlepower Curve



Down 5° | 5° Wall  
Report 0851FR  
Efficiency = 37.3%

### Footcandles on Wall From Multiple Units

Distance From Ceiling, Ft.	Units 2 Feet From Wall					
	← 2' →			← 3' →		
1'	2	2	2	2	1	2
2'	5	5	5	4	3	4
3'	7	6	7	5	3	5
4'	7	7	7	5	4	5
5'	6	6	6	4	4	4
6'	5	5	5	3	3	3
7'	4	4	4	2	2	2
8'	3	3	3	2	2	2
9'	3	3	3	2	2	2

Distance From Ceiling, Ft.	Units 3 Feet From Wall					
	← 3' →			← 4' →		
1'	1	1	1	1	1	1
2'	2	1	2	1	1	1
3'	2	2	2	2	1	2
4'	3	2	3	2	2	2
5'	3	3	3	3	2	3
6'	3	3	3	3	2	3
7'	3	3	3	2	2	2
8'	3	3	3	2	2	2
9'	2	2	2	2	2	2

Footcandle values are averaged and rounded off and are based on a minimum of five units.

Job Information	Type:
-----------------	-------

631 Airport Road, Fall River, MA 02720 • (508) 679-8131 • Fax (508) 674-4710  
We reserve the right to change details of design, materials and finish.  
www.lightolier.com © 2011 Philips Group • G0711