

Ceiling Cutout: 5 1/16" (129 mm) Dia.

Ceiling Thickness: 1 1/8" Max

Reflector Trim	Frame-In Kit	Lamp
Finish		
Etched White Interior and Flange	C4MRGA	(1) 20W MR16 CMH GX10 Base

Features

- Glasslite:** One piece borosilicate glass with integral flange, etched interior and white ceramic coated exterior. Etched white cone finish emits a subtle glow. Hinged and snaps onto lampholder assembly for easy tool-less installation. Suitable for spas, hot tubs, and other wet environments.
- Lampholder Assembly:** Die-cast aluminum. Built-in aperture shield blocks view into fixture. 45° vertical tilt 360° horizontal rotation; are lockable to hold position. Hot aiming is possible with a Phillips screwdriver. Matte black finish.
- Lamp Support:** Die-form aluminum with knurled surface for easy gripping during relamping. Spring tension clips hold lamp and lens and allow fast snap-in, snap-out relamping. Matte black finish.
NOTE: HID lampholder ship with the frame. Discard the incandescent lampholder that ships standard with the trims.
- Trim Kit Vertical Adjustment Mechanism:** Die-cast aluminum. Built in aperture shield blocks view into fixture. Provides 0°-45° vertical tilt up to 1" thick ceiling, less in thicker ceilings; lockable. EZ-Aim Helical Drive System provides fast and accurate hot aiming with Philips screwdriver.
- Horizontal Adjustment Mechanism:** Die-form steel ring, matte black finish. Provides 360° horizontal stop, lockable.
- Frame Vertical Adjustment Mechanism:** Accommodates mounting to virtually any ceiling system using pre-installed mounting bars, or 1/2" EMT tubing (by others). Single locking feature secures all adjustments. Alignment holes and markings allow fixture to be pre-set prior to installation. Final adjustment can be made from below inside fixture.
- Mounting Bars:** Galvanized steel, 0.048"; pre-installed telescoping bars extend to 30" long and lock securely into position. Built-in locking tabs provide positive attachment to common T-bars systems. Self-centering feature simplified installation in 24" O.C. grid systems. Attaches to steel or wood joists without accessories.

Features (continued)

- Socket Harness:** Twist and lock base. 5kV (600V) pulse rated PPS, black T240 body socket with nickel-plated contacts. 18 AWG silicone leads with fiberglass outer sleeve

Options and Accessories

Accepts one accessory

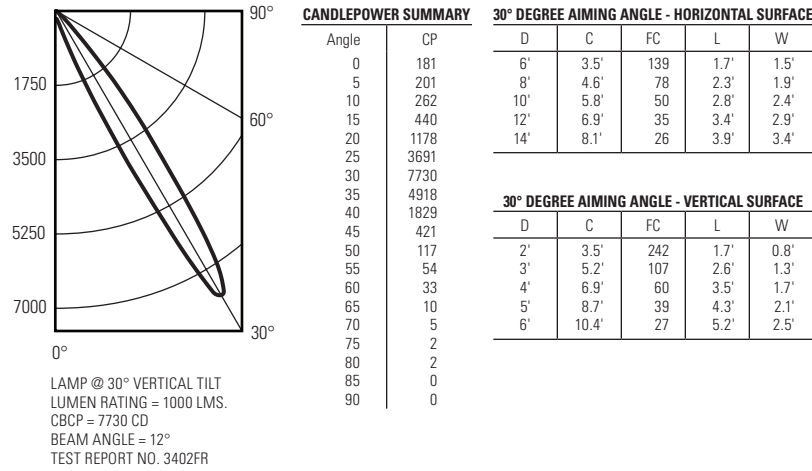
Labels

U.L (Suitable for Wet Locations)


Teflon® is a registered trademark of E.I. DuPont.

Job Information	Type:
Job Name:	
Cat. No.:	
Lamp(s):	
Notes:	

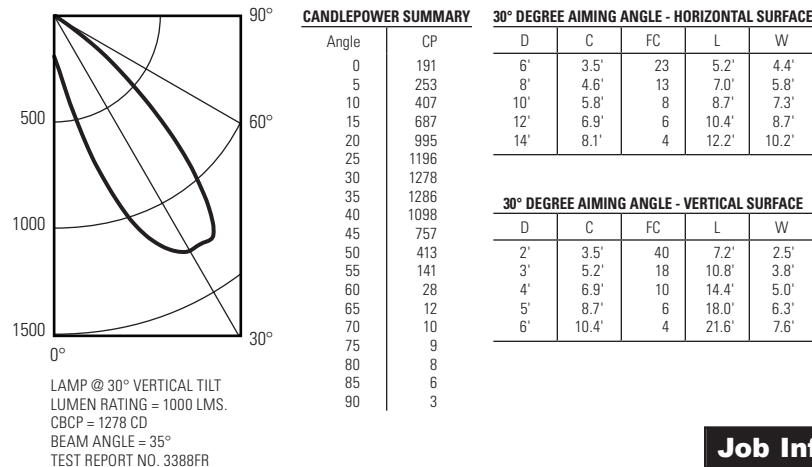
C4MRGA, 20W G.E. HID, 12° SPOT, GX10 BASE



C4MRGA, 20W G.E. HID, 25° FLOOD, GX10 BASE



C4MRGA, 20W G.E. HID, 40° WIDE FLOOD, GX10 BASE



Job Information Type: