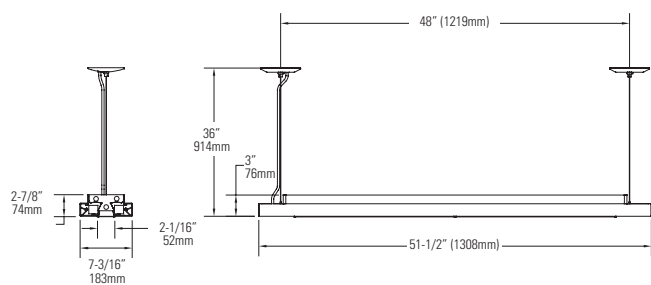


Lighting Systems Agili-T Pendant Direct/Indirect **AGR/AGW**

Page 1 of 2

2 lamp T5 (lamp over lamp) 3 lamp T5 UP/DOWN per 4' section



Ordering information

AG	R	4	P	GR	DI	3	28	UNV	PG	
Family	Type	Luminaire Length	Mounting	Housing Finish	Wiring	Lamp Qty in a cross section	Lamp	Voltage	Ballast	Options
AG: Agili-T	R: Direct /Indirect Independent Mount Coplanar Solo with Parabolic Louver W: Direct /Indirect Independent Mount Coplanar Solo with Flat Blade Louver	4: 4'	P: Pendant	GR: Titanium WH: White	DI: Direct Power Feed 6 wires, 4 wires for 347V only	2: 2 lamps (lamp over lamp) 3: 3 lamps (2 up, 1 down)	28: 28W T5 54: 54W T5HO	120: 120V 277: 277V 347: 347V UNV: Universal Voltage 120/277V	DW: iGEN DALI Addressable T5/T5HO with Network-2 MultiSense Integral Motion Sensor (120 or 277V only) DA: iGEN DALI Addressable T5/T5HO (UNV only) PG: Electronic Program Start T5/T5HO	

Features

- 84.1% efficient (70% up/30% down) using T5 technology (2x F28T5).
- Ultra-Light construction (4' luminaire less than 15 lbs / 6.8 kg.) favors mobility, adds installation and remodeling convenience.
- Wide indirect distribution for uniform ceiling luminance.

Construction

- Parabolic louver optic made of matte aluminum / Flat Blade optic incorporates a white finish
- Unique contoured louver design with integral light stop

Labels



Electrical

- Standard product offering (DI version, 120V and 277V only) includes continuous 2-circuit wiring, one circuit for the upper compartment (if applicable) and one circuit for the lower compartment (if applicable). Single and double compartment luminaires can be mixed.
- DA and DW available with Agili-T Network only.
- 18-gauge wire, maximum 10A per circuit.

Mounting

- Suspension points on module: every 4' (4' luminaire)
- Fast installation using mounting clip for Standard T-bar and Slim T-bar or for Slot T-bar (see last page).
- All canopy, suspension, power feed and mounting hardware included.

Finish

- Seamless color and texture finish between luminaire and end-caps.
- Available with textured (white or titanium) high resistant powder-based coating.

Options and accessories

- Emergency circuiting

INDIVIDUAL CONTROL

- One circuit for AGR upper compartment controls 1 ballast and 2 T5/T5HO lamps for indirect lighting (per 4' of luminaire).
- One circuit for AGR lower compartment controls 1 ballast and 1 T5/T5HO lamp for direct lighting (per 4' of luminaire).
- Two ballasts allow control of direct/indirect light.
- Separate dimming available with Agili-T Network version.

** If electrical junction box is needed to connect emergency wiring, order AGEGB, AGES or AGED.

*** 18-gauge wire. Maximum of 10A per breaker. 2 circuits using 2 breakers with common neutral.

Job Information	Type:
Job Name:	
Cat. No.:	
Lamp(s):	
Notes:	

LIGHTOLIER A GENLYTE COMPANY

TECHNICAL INFORMATION: (978) 657-7600 - (978) 658-0595
631 AIRPORT ROAD, FALL RIVER, MA 02720 - (508) 679-8131

www.lightolier.com

CANLYTE

525 EDUCATION ROAD, CORNWALL, ONTARIO, CANADA K6H 6C7 - (613) 938-6221
WE RESERVE THE RIGHT TO CHANGE DETAILS OF DESIGN, MATERIALS AND FINISH
© 2007 GENLYTE GROUP LLC (LIGHTOLIER DIVISION)

www.canlyte.com

AGR-AGW-1

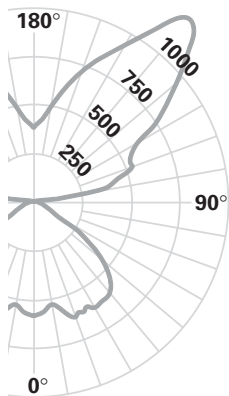
LIGHTOLIER®

Lighting Systems Agili-T Pendant Direct/Indirect **AGR-AGW**

Coplanar Solo Parabolic/Flat Blade Louver

Performance

CANDLEPOWER CURVE



Report No: LSCA833
 Cat. No: AGR4PWHD1228UNVPG
 2 x 28W T5 at 2610 lumens. Efficiency 84.1%.
 Indirect Maximum Candela: 1228 cd
 Indirect Peak at 140°. Candela at Nadir: 588 cd

CANDLEPOWER

ZONE DEG	0	22.5	45	67.5	90
0	588	588	588	588	588
5	585	583	589	583	577
15	546	548	534	568	582
25	487	465	548	601	616
35	400	420	505	577	625
45	288	350	429	506	546
55	117	172	242	267	266
65	14	28	35	43	37
75	0	0	0	0	0
85	0	0	0	0	0
90	0	0	0	0	0
95	0	85	76	63	55
105	41	271	358	436	456
115	103	535	538	530	562
125	169	502	874	828	809
135	233	506	911	1152	1139
145	292	472	755	977	1076
155	334	454	645	775	817
165	357	420	515	576	596
175	378	382	405	419	430
180	378	378	378	378	378


COEFFICIENTS OF UTILIZATION

ZONAL CAVITY METHOD * EFFECTIVE FLOOR CAVITY REFLECTANCE = .20

	80				70 Wall Reflectance			50				
	70	50	30	10	70	50	30	10	50	30	10	
0	0.86	0.86	0.86	0.86	0.77	0.77	0.77	0.77	0.77	0.61	0.61	0.61
1	0.79	0.76	0.73	0.71	0.71	0.69	0.66	0.63	0.54	0.53	0.51	0.51
2	0.73	0.67	0.63	0.59	0.65	0.61	0.57	0.54	0.49	0.46	0.44	0.44
3	0.67	0.6	0.54	0.5	0.6	0.54	0.5	0.46	0.44	0.4	0.38	0.38
4	0.61	0.53	0.47	0.43	0.55	0.48	0.43	0.39	0.39	0.35	0.33	0.33
5	0.56	0.47	0.41	0.37	0.51	0.43	0.38	0.34	0.35	0.31	0.28	0.28
6	0.52	0.43	0.36	0.32	0.47	0.39	0.33	0.29	0.31	0.28	0.25	0.25
7	0.48	0.38	0.32	0.28	0.43	0.35	0.29	0.25	0.28	0.24	0.21	0.21
8	0.44	0.34	0.28	0.24	0.4	0.31	0.26	0.22	0.25	0.21	0.19	0.19
9	0.41	0.31	0.25	0.21	0.36	0.28	0.23	0.19	0.23	0.19	0.16	0.16
0	0.38	0.28	0.22	0.18	0.34	0.25	0.2	0.17	0.21	0.17	0.14	0.14

DETERMINED IN ACCORDANCE WITH CURRENT IES PUBLISHED PROCEDURES
 LUMINAIRE INPUT WATTS = 67.3

2 LAMPS



3 LAMPS



DISTRIBUTION

ZONE	LUMENS	% LAMP	% LUMINAIRE
0-30	462	8.85	10.53
0-40	777	14.89	17.71
0-60	1295	24.81	29.51
0-90	1335	25.58	30.43
40-90	558	10.69	12.72
60-90	40	0.77	0.92
90-180	3053	58.49	69.57
0-180	4388	84.07	100

Ordering instructions

1. Single pendant luminaire: no continuous rows
2. Complete with suspension system including 2 canopies, 2 height-adjustable 36" length std. aircraft cables, 1 power feed/communications cable
3. Network ready luminaire featuring 2 extra communication wires
4. Comes with 6"-36" adjustable suspension

Job Information Type: