

Ordering information

AG	I	4	P	GR	DI	3	28	UNV	PG	
Family	Type	Luminaire Length	Mounting	Housing Finish	Wiring	Lamp Qty in a cross section	Lamp	Voltage	Ballast	Options
AG: Agili-T	I: Direct-Indirect with Independent Compartments (Multiple Optics) & Parabolic Louver V: Direct-Indirect with Independent Compartments (Multiple Optics) and Flat Blade Louver.	4: 4'	P: Pendant	GR: Titanium WH: White	DI: Direct Power Feed 6 wires, 4 wires for 347V only	3: 3 lamps (2 up, 1 down)	28: 28W T5 54: 54W T5HO	120: 120V 277: 277V 347: 347V UNV: Universal Voltage 120/277V	DW: iGEN DALI Addressable T5/T5HO with Network-2 MultiSense Integral Motion Sensor (120 or 277V only) DA: iGEN DALI Addressable T5/T5HO (UNV only) PG: Electronic Program Start T5/T5HO	

Features

- 80.5% efficient (76% up / 24% down) using T5 technology (3x F28T5).
- Separate optics for maximum control options.
- Ultra-Light construction (4' luminaire less than 15 lb / 6.8 kg) favors mobility, adds installation and remodeling convenience.
- Wide indirect distribution for uniform ceiling luminance.
- Built-in network connectors and wiring (Agili-T Network).

Construction

- Parabolic louver optic made of matte aluminum / Flat Blade optic incorporates a white finish
- Unique contoured louver design with integral light stop

Labels



Electrical

- Standard product offering (DI version, 120V and 277V only) includes continuous 2-circuit wiring, one circuit for the upper compartment (if applicable) and one circuit for the lower compartment (if applicable). Single and double compartment luminaires can be mixed.
- DA and DW available with Agili-T Network only.
- Integrated quick connectors for power and network cable (Agili-T Network only) and auto plug-in connections between luminaires.
- 18-gauge wire, maximum 10A per circuit.

Mounting

- Suspension points on module: every 4' (4' luminaire)
- Fast installation using mounting clip for Standard T-bar and Slim T-bar or for Slot T-bar (see last page).
- All canopy, suspension, power feed and mounting hardware included.

Finish

- Seamless color and texture finish between luminaire and end-caps.
- Available with textured (white or titanium) high resistant powder-based coating.

Options and accessories

- Emergency circuiting

AGI-AGV features separate optics enabling the independent lighting control of upper and lower compartment.

INDIVIDUAL CONTROL

- One circuit for AGI upper compartment controls 1 ballast and 2 T5/T5HO lamp for indirect lighting (per 4' of luminaire).
- One circuit for AGI lower compartment controls 1 ballast and 1 T5/T5HO lamps for direct lighting (per 4' of luminaire).
- Two ballasts allow independent control of compartments (e.g. uniform ceiling luminance and no direct light).
- Separate dimming of compartments available with Agili-T Network version.

** If electrical junction box is needed to connect emergency wiring, order AGEGB, AGES or AGEQ.

*** 18-gauge wire. Maximum of 10A per breaker. 2 circuits using 2 breakers with common neutral.

Job Information	Type:
Job Name:	
Cat. No.:	
Lamp(s):	
Notes:	

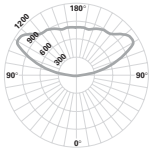
Coplanar Solo Parabolic/Flat Blade Louver

Separate Optics

CANDLEPOWER CURVE

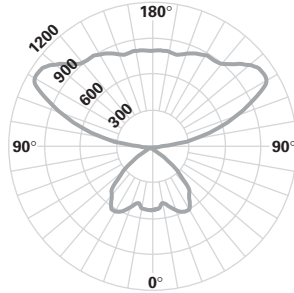
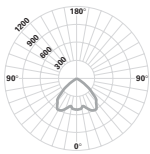
UPPER OPTIC

Efficiency: 92%

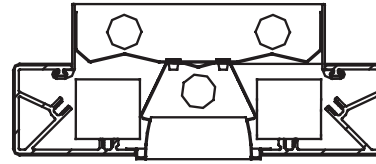


LOW OPTIC

Efficiency: 57%



3 x 28W T-5 at 2610 lumens



Report No: LSCA752
 Cat. No: AGI4PWHDI328UNVPG
 3 x 28W T5 at 2610 lumens. Efficiency 80.5%.
 Indirect Maximum Candela: 1471 cd
 Indirect Peak at 122.5°. Candela at Nadir: 675 cd

CANDLEPOWER

ZONE DEG	0	22.5	45	67.5	90
0	675	675	675	675	675
5	683	676	682	686	670
15	638	641	621	631	626
25	552	530	612	729	767
35	475	465	631	733	748
45	341	407	507	522	533
55	163	221	238	202	156
65	34	40	37	52	56
75	4	2	0	0	3
85	0	0	0	0	0
90	0	0	0	0	0
95	19	155	144	115	112
105	169	507	689	700	704
115	352	542	1056	1235	1248
125	525	666	996	1355	1466
135	689	764	982	1176	1281
145	822	858	1027	1154	1170
155	929	967	1002	1108	1129
165	1003	1025	1052	1045	1048
175	1040	1039	1060	1061	1055
180	1040	1040	1040	1040	1040

COEFFICIENTS OF UTILIZATION

ZONAL CAVITY METHOD * EFFECTIVE FLOOR CAVITY REFLECTANCE = .20

	ZONAL CAVITY METHOD * EFFECTIVE FLOOR CAVITY REFLECTANCE = .20											
	80				70				50			
	70	50	30	10	Wall Reflectance			10	50	30	10	
0	0.81	0.81	0.81	0.81	0.72	0.72	0.72	0.72	0.55	0.55	0.55	0.55
1	0.75	0.72	0.69	0.66	0.66	0.64	0.62	0.59	0.49	0.48	0.46	0.46
2	0.68	0.63	0.59	0.55	0.61	0.56	0.53	0.5	0.44	0.41	0.39	0.39
3	0.63	0.56	0.51	0.47	0.56	0.5	0.46	0.42	0.39	0.36	0.34	0.34
4	0.58	0.5	0.44	0.4	0.51	0.45	0.4	0.36	0.35	0.32	0.29	0.29
5	0.53	0.44	0.38	0.34	0.47	0.4	0.35	0.31	0.31	0.28	0.25	0.25
6	0.49	0.4	0.34	0.29	0.43	0.36	0.31	0.27	0.28	0.25	0.22	0.22
7	0.45	0.36	0.3	0.25	0.4	0.32	0.27	0.23	0.25	0.22	0.19	0.19
8	0.41	0.32	0.26	0.22	0.37	0.29	0.24	0.2	0.23	0.19	0.17	0.17
9	0.38	0.29	0.23	0.19	0.34	0.26	0.21	0.18	0.21	0.17	0.14	0.14
0	0.35	0.26	0.21	0.17	0.31	0.24	0.19	0.16	0.19	0.15	0.13	0.13

DETERMINED IN ACCORDANCE WITH CURRENT IES PUBLISHED PROCEDURES
 LUMINAIRE INPUT WATTS = 98.2

Ordering instructions

1. Single pendant luminaire: no continuous rows
2. Complete with suspension system including 2 canopies, 2 height-adjustable 36" length std. aircraft cables, 1 power feed/communications cable
3. Network ready luminaire featuring 2 extra communication wires
4. Comes with 6"-36" adjustable suspension

DISTRIBUTION

ZONE	LUMENS	% LAMP	%LUMINAIRE
0-30	539	6.89	8.56
0-40	913	11.67	14.49
0-60	1451	18.54	23.03
0-90	1500	19.17	23.8
40-90	587	7.5	9.31
60-90	49	0.63	0.78
90-180	4804	61.36	76.2
0-180	6304	80.52	100

Job Information Type: