

Ordering Information

Catalog No.	Finishes	Track Mountings	Lamps
8294WH 8294BK	Matte White Matte Black	All Lytespan Track Systems and Multipoint. DO NOT USE with any other mounting accessories, wall mounted track, or stem mounted track unless used with suspension beam.	PAR20 39W Metal Halide

Features

- Lamp Housing:** Die-cast aluminum with cool grip insulation band; a high temperature silicone rubber which allows aiming adjustments while fixture is on.
- Socket:** 5KV pulse rated ceramic body socket with nickel plated lamp contacts; leads encased in silicone coated fiberglass sleeving.
- Ballast:** High Power Factor magnetic HID ballast with dry film capacitor and lamp ignitor. Housed in aluminum extrusion.
- Track Attachment Fitting:** Molded polycarbonate, rotates into track; integral polarity keyguard.
- Locking Lever:** Safety locking lever locks and supports fixture in track.
- Brass Contact:** Extends for connection to second circuit in Advent® Lytespan track.
- Pivots:** 180° horizontal and vertical rotation with tensioned mounts for controlled aim.
- Cowl:** Spring steel, holds lens and louver accessories in place.

Options & Accessories

Beam Elongator	AF25AS
Beam Smoother	AF25LF
Louwer (Hex Cell)	AL25HC

Finishes

All painted finishes powder coated baked enamel.

Electrical

Input Watts: 56
Line Current: 0.51 Amps

Labels

UL, I.B.E.W.

Job Information	Type:
Job Name:	
Cat. No.:	
Lamp(s):	
Notes:	

Lightolier a Genlyte Thomas Company www.lightolier.com
631 Airport Road, Fall River, MA 02720 • (508) 679-8131 • Fax (508) 674-4710
We reserve the right to change details of design, materials and finish.
© 2003 Genlyte Thomas Group LLC (Lightolier Division) • B0503

LIGHTOLIER



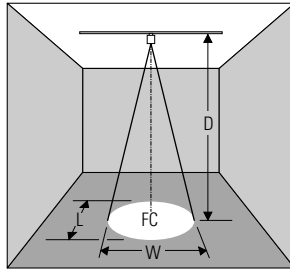
Lighting Data

Aiming Angle

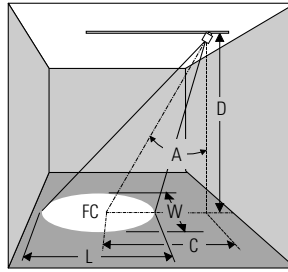
- L** Beam Length
- W** Beam Width
- C** Distance to center beam
- D** Distance
- A** Aiming Angle
- FC** Footcandles

L and W are the outer points where the candle power drops to 50% of the maximum. FC are the initial footcandles at the center of the beam.

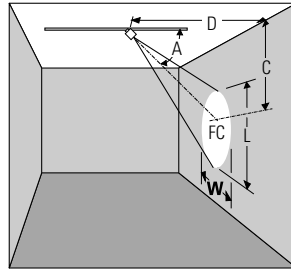
0°





30°, 45° or 60° Horizontal



30°, 45° or 60° Vertical



LAMP

	Beam Spread 50% Max CP	Beam Center C.P. Candelas	Rated Life-Hrs
 39W PAR20* SP	10°	28000	9000
 39W PAR20* FL	30°	6000	9000

0° AIMING ANGLE

D	FC	L	W
10'	280	1.7'	1.7'
15'	124	2.6'	2.6'
20'	70	3.5'	3.5'
25'	45	4.4'	4.4'
6'	167	3.2'	3.2'
8'	94	4.3'	4.3'
10'	60	5.4'	5.4'
12'	42	6.4'	6.4'

A=30° AIMING ANGLE

D	C	FC	L	W
8'	4.6'	284	1.9'	1.6'
12'	6.9'	126	2.8'	2.4'
16'	9.2'	71	3.7'	3.2'
20'	11.5'	45	4.7'	4.0'
5'	2.9'	156	3.7'	3.1'
7'	4.0'	80	5.1'	4.3'
9'	5.2'	48	6.5'	5.6'
11'	6.4'	32	8.1'	6.8'

A=45° AIMING ANGLE

D	C	FC	L	W
6'	6.0'	275	2.1'	1.5'
9'	9.0'	122	3.2'	2.2'
12'	12.0'	69	4.2'	3.0'
15'	15.0'	44	5.3'	3.7'
3'	3.0'	236	3.5'	2.3'
5'	5.0'	85	5.8'	3.8'
7'	7.0'	43	8.1'	5.3'
9'	9.0'	25	10.4'	6.8'

A=60° AIMING ANGLE

D	C	FC	L	W
4'	6.9'	219	2.9'	1.4'
6'	10.4'	97	4.3'	2.1'
8'	13.9'	55	5.7'	2.8'
10'	17.2'	35	7.2'	3.5'
2'	3.5'	188	5.5'	2.1'
3'	5.2'	53	8.2'	3.2'
4'	6.9'	47	10.9'	4.3'
5'	8.7'	30	13.9'	5.4'

*Lamps are MasterColor Metal Halide by Philips Lighting.

Correlated Color Temperature = 3000K

Color Rendering Index = 81

Job Information

Type:

Lightolier a Genlyte Thomas Company www.lightolier.com
 631 Airport Road, Fall River, MA 02720 • (508) 679-8131 • Fax (508) 674-4710
 We reserve the right to change details of design, materials and finish.
 © 2003 Genlyte Thomas Group LLC (Lightolier Division) • B0503

LIGHTOLIER®