

Ceiling Cutout: 6 1/2" Dia.

Reflector Trims		Frame-In Kit	Lamp
784CLW	Specular Clear finish with white flange.	7784	A23 200W
784CLP	Specular Clear finish with polished flange.		
784CL	Specular Clear finish with molded trim ring (flangless).		
784 <input type="checkbox"/>	Add suffix for other finishes (see options).		

Features

- Socket Cup:** Die-cast aluminum cup effectively dissipates heat and assures lamps maintain proper optical alignment to reflector. Snaps onto reflector neck for easy tool-less installation. Contains medium base porcelain socket with nickel plated screw shell wired and No 18 SF1 leads to J-Box.
- Mounting Brackets:** Adjust vertically from inside of fixture. Durable 16 ga. steel construction. Use with standard 3/4" or 1 1/2" lathing channels (by others), or Lightolier accessory mounting bars.
- Retaining Springs:** Precision tooled springs secure aperture mounting frame for quick tool-less installation.
- Reflector:** Specular clear Alzak® upper reflector, retained by spring latches for inspection and maintenance, top relampable.
- Junction Box:** 14 ga. steel, 4" x 3 1/2" x 2" box.
- Thermal Protector:** Meets NEC and UL requirements. Insulation must be kept 3" away from fixture sides and wiring compartments and must not be placed above fixture in a manner which will entrap heat.
- Aperture Cone:** 16 ga. Specular Alzak® aluminum, or optical black multi-groove. Available with white or polished flange or with removable white molded trim ring (field paintable).
- Multigroove Baffle:** One piece seamless aluminum. Sharply detailed concentric rings with "sawtooth" profile, optical black finish. Permanently fastened to specular clear reflector.
- Mounting Collar:** Die-formed steel painted in baked black enamel.

Other Reflector Finish Options

Comfort Clear Diffuse	CCD	Specular Black	BK
Specular Gold	GD	Multi-Groove Baffle	MG
(MG is only available w/ molded trim ring)			

Flange Options

White	W
Polished Flange	P
Flangeless	Leave Blank (molded trim ring)

Accessories and Options

18" Mounting Bars	1950 (set of 2)
27" Mounting Bars	1951 (set of 2)
T-Bar Anchor Clips	1956 (set of 4, for 1950 & 1951 bars)
Wood Joist Mtg. Bars	7994 (set of 2)
Sloped Ceiling Adapters	7920 (see SCA specification sheet)
Step Down Transformer	7997 (see separate specification sheet)
Chicago Air Plenum	LC (add suffix to Frame-in Kit)

Electrical

UL Listed for maximum of 8 No. 12, 75°C through branch circuit conductors, or 60°C supply conductors for end of run.

Labels

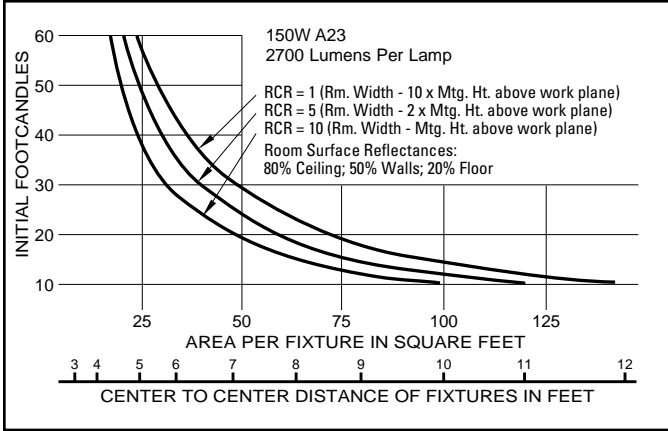
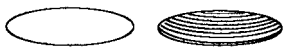
UL Listed for damp locations, I.B.E.W.

Alzak® is a registered trademark of ALCOA.

Job Information	Type:
Job Name:	
Cat. No.:	
Lamp(s):	
Notes:	

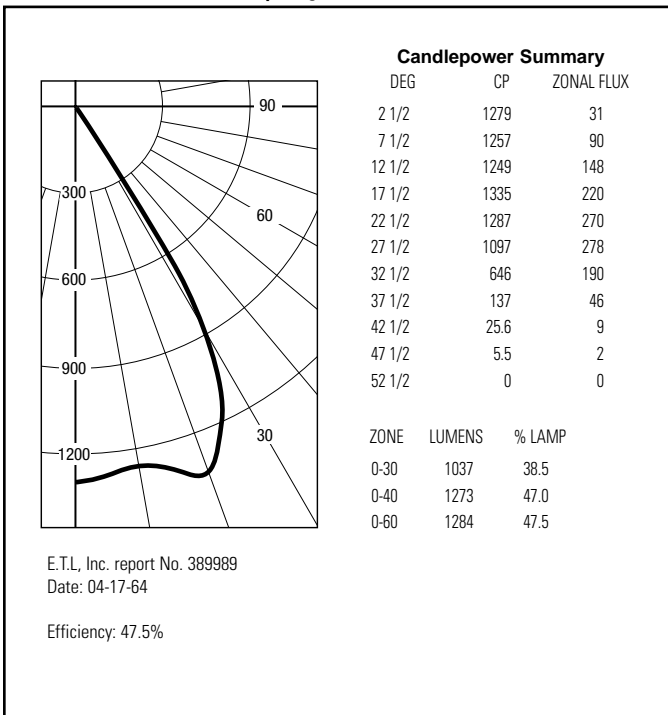
Lightolier a Genlyte Thomas Company www.lightolier.com
 631 Airport Road, Fall River, MA 02720 • (508) 679-8131 • Fax (508) 674-4710
 We reserve the right to change details of design, materials and finish.
 © 2002 Genlyte Thomas Group LLC (Lightolier Division) • A0902

LIGHTOLIER®



This quick calculator chart determines the number and spacing of 150 Watt A-23 units for any desired level of illumination. For 200 Watt A-23 units, multiply chart values by 1.4.

Spacing Ratio = 1.1



COEFFICIENTS OF UTILIZATION

% EFFECTIVE CEILING CAVITY REFLECTANCE

ROOM CAVITY RATIO	% WALL REFLECTANCE															
	80			70			50			30			10			0
	50	30	10	50	30	10	50	30	10	50	30	10	50	30	10	0
1	.53	.52	.51	.52	.51	.51	.50	.50	.49	.48	.48	.48	.47	.47	.46	.45
2	.51	.49	.48	.50	.48	.47	.48	.47	.46	.47	.46	.45	.46	.45	.44	.44
3	.48	.47	.45	.48	.46	.45	.47	.45	.44	.45	.44	.43	.44	.44	.43	.42
4	.46	.44	.43	.46	.44	.42	.45	.43	.43	.44	.42	.41	.43	.42	.41	.40
5	.44	.42	.40	.44	.41	.40	.43	.41	.40	.42	.40	.39	.40	.40	.39	.38
6	.42	.40	.38	.42	.40	.38	.41	.39	.38	.40	.39	.38	.40	.38	.37	.37
7	.40	.38	.36	.40	.38	.36	.39	.37	.36	.39	.37	.36	.38	.37	.36	.35
8	.38	.36	.34	.38	.36	.34	.37	.35	.34	.37	.35	.34	.36	.35	.34	.33
9	.36	.34	.32	.36	.34	.32	.36	.34	.32	.35	.34	.32	.35	.33	.32	.32
10	.35	.32	.31	.35	.32	.31	.34	.32	.31	.34	.32	.31	.34	.32	.31	.30

20% FLOOR CAVITY REFLECTANCE

Conversion Factor:

Job Information **Type:**

Lightolier a Genlyte Thomas Company www.lightolier.com
 631 Airport Road, Fall River, MA 02720 • (508) 679-8131 • Fax (508) 674-4710
 We reserve the right to change details of design, materials and finish.
 © 2002 Genlyte Thomas Group LLC (Lightolier Division) • A0902

LIGHTOLIER®