

Ceiling Cutout: 6 1/2" Dia.

Reflector Trims	Frame-In Kit	Lamp
784CLW Specular Clear finish with white flange	7084	T4 400W-500W Tungsten
784CLP Specular Clear finish with polished flange		Halogen Frosted (Mini-can base)
784CL Specular Clear finish with molded trim ring (flangeless)		
784 <input type="checkbox"/> Add suffix for other finishes (see options)		

Features

- Socket Cup:** Heat dissipating die-cast aluminum with mini-can base porcelain socket, nickel plated screw shell No.18 SF1 leads to J-Box effectively acts to cool and properly stabilize lamp temperature. Adjustable socket feature allows same fixture to be operated as wide or narrow distribution downlight.
- Mounting Brackets:** Adjust vertically from inside of fixture. Durable 16 ga. steel construction. Use with standard 3/4" or 1 1/2" lathing channels (by others), or Lightolier accessory mounting bars.
- Retaining Springs:** Precision tooled springs secure aperture mounting frame for quick tool-less installation.
- Reflector:** Specular clear Alzak® upper reflector, retained by spring latches for inspection and maintenance, top relampable.
- Junction Box:** 14 ga. steel, 4" x 3 1/2" x 2" box.
- Thermal Protector:** Meets NEC and UL requirements. Insulation must be kept 3" away from fixture sides and wiring compartments and must not be placed above fixture in a manner which will entrap heat.
- Aperture Cone:** 16 ga. Specular Alzak® aluminum, or optical black multi-groove. Available with white or polished flange, or with removable white molded trim ring (field paintable).
- Multigroove Baffle:** One piece seamless aluminum. Sharply detailed concentric rings with "sawtooth" profile, optical black finish.
- Mounting Collar:** Die-formed steel painted in baked black enamel.

Other Reflector Finish Options

Comfort Clear Diffuse	CCD	Specular Black	BK
Specular Gold	GD	Black Multi-Groove	MG
		(MG is only available with molded trim ring)	

Flange Options

White	W
Polished Flange	P
Flangeless	Leave Blank (molded trim ring)

Accessories/Options

18" Mounting Bars	1950 (set of 2)
27" Mounting Bars	1951 (set of 2)
T-Bar Anchor Clips	1956 (set of 4, for 1950 & 1951 bars)
Wood Joist Mtg. Bars	7994 (set of 2)
Sloped Ceiling Adapters	7925 (see SCA specification sheet)
Step Down Transformer	7997 (see 7997 specification sheet)
Chicago Air Plenum	LC (add suffix to Frame-in Kit, requires access from above ceiling)

Electrical

UL Listed for maximum of 8 No. 12, 75°C through branch circuit conductors, or 60°C supply conductors for end of run.

Labels

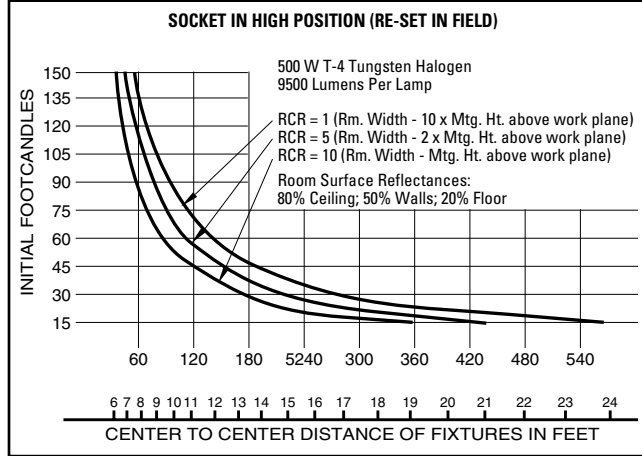
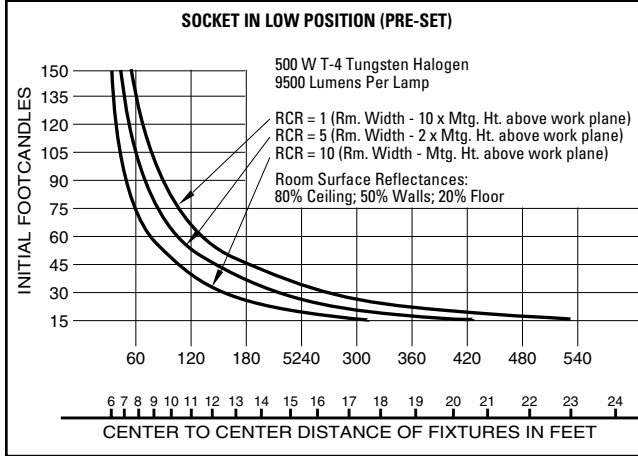
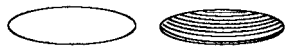
UL Listed (Suitable for damp locations), I.B.E.W.
Install fixtures with minimum spacing of: 4' between centers of adjacent fixtures; and 3" between top of fixture and overhead building member; and 2' between fixture center and building side wall.

Alzak® is a registered trademark of ALCOA.

Job Information	Type:
Job Name:	
Cat. No.:	
Lamp(s):	
Notes:	

Lightolier a Genlyte Thomas Company www.lightolier.com
631 Airport Road, Fall River, MA 02720 • (508) 679-8131 • Fax (508) 674-4710
We reserve the right to change details of design, materials and finish.
© 2003 Genlyte Thomas Group LLC (Lightolier Division) • B0703

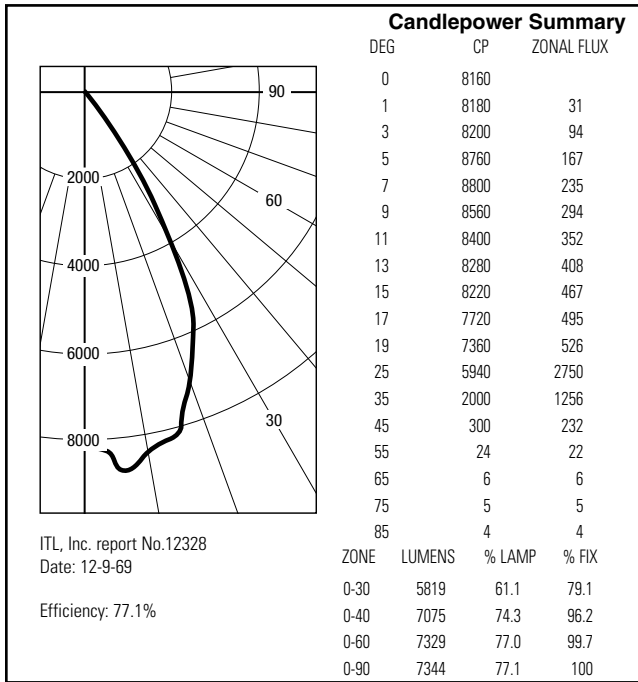
LIGHTOLIER®



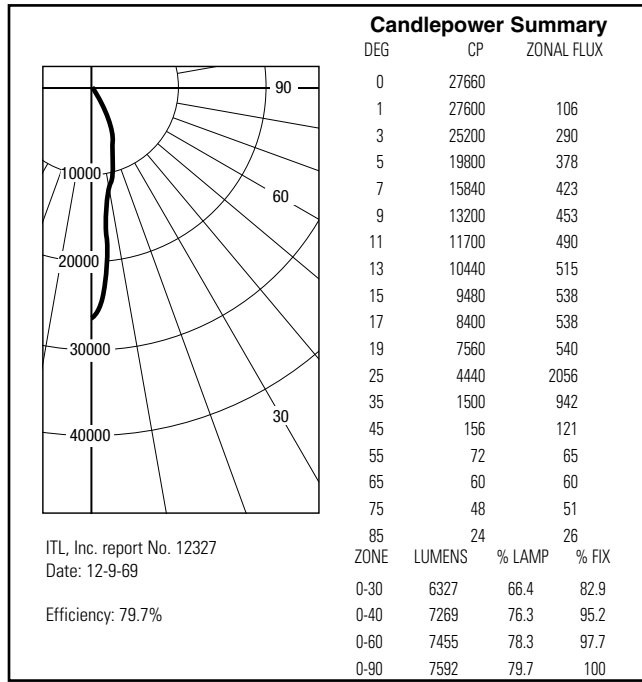
Use quick calculator chart to determine spacing of luminaires for desired level of illumination.
Conversion Factor:
400W T-4: F.C. X 0.8

Use quick calculator chart to determine spacing of luminaires for desired level of illumination.
Conversion Factor:
400W T-4: F.C. X 0.8

Spacing Ratio = 1.0



Spacing Ratio = 0.3



COEFFICIENTS OF UTILIZATION

% EFFECTIVE CEILING CAVITY REFLECTANCE

ROOM CAVITY RATIO	% WALL REFLECTANCE																							
	80				70				50				30				10				0			
	50	30	10	0	50	30	10	0	50	30	10	0	50	30	10	0	50	30	10	0				
1	.86	.85	.83	.85	.83	.82	.82	.81	.79	.79	.78	.77	.76	.76	.75	.74								
2	.81	.78	.76	.80	.77	.75	.77	.75	.73	.75	.73	.72	.73	.72	.70	.69								
3	.76	.73	.70	.75	.72	.70	.73	.71	.69	.71	.69	.67	.70	.68	.66	.65								
4	.72	.68	.65	.71	.67	.65	.69	.66	.64	.68	.65	.63	.66	.64	.62	.61								
5	.68	.63	.60	.67	.63	.60	.66	.62	.60	.64	.61	.59	.63	.61	.59	.58								
6	.64	.60	.57	.64	.60	.57	.62	.59	.56	.61	.58	.56	.60	.58	.56	.55								
7	.61	.56	.53	.60	.56	.53	.59	.56	.53	.58	.55	.53	.58	.55	.53	.52								
8	.57	.53	.50	.57	.53	.50	.56	.52	.50	.55	.52	.49	.54	.51	.49	.48								
9	.53	.49	.46	.53	.49	.46	.52	.49	.46	.52	.48	.46	.51	.48	.46	.45								
10	.50	.46	.43	.50	.46	.43	.49	.45	.43	.49	.45	.43	.48	.45	.43	.42								

20% FLOOR CAVITY REFLECTANCE

Conversion Factor: For 400W T4 units, multiply C.U.'s by 1.0
ITL, Inc. Report No. 12328C; Date: 12-9-69

COEFFICIENTS OF UTILIZATION

% EFFECTIVE CEILING CAVITY REFLECTANCE

ROOM CAVITY RATIO	% WALL REFLECTANCE																							
	80				70				50				30				10				0			
	50	30	10	0	50	30	10	0	50	30	10	0	50	30	10	0	50	30	10	0				
1	.90	.88	.86	.88	.86	.85	.85	.84	.82	.82	.81	.80	.79	.78	.78	.76								
2	.84	.81	.79	.83	.80	.78	.80	.78	.76	.78	.76	.75	.76	.74	.73	.72								
3	.80	.76	.74	.79	.76	.73	.77	.74	.72	.75	.73	.71	.73	.71	.70	.69								
4	.76	.72	.69	.75	.71	.69	.73	.70	.68	.72	.69	.67	.70	.68	.66	.65								
5	.72	.68	.65	.71	.67	.65	.70	.66	.64	.68	.66	.63	.67	.65	.63	.62								
6	.69	.65	.62	.68	.64	.62	.67	.64	.61	.66	.63	.61	.65	.62	.60	.59								
7	.66	.62	.59	.65	.61	.59	.64	.61	.58	.63	.60	.58	.63	.60	.58	.57								
8	.63	.59	.56	.62	.58	.56	.61	.58	.55	.61	.58	.56	.60	.57	.55	.54								
9	.59	.55	.53	.59	.55	.53	.58	.55	.53	.58	.55	.52	.57	.54	.52	.51								
10	.57	.53	.50	.56	.52	.50	.56	.52	.50	.55	.52	.50	.54	.52	.49	.49								

20% FLOOR CAVITY REFLECTANCE

Conversion Factor: For 400W T4 units, multiply C.U.'s by 1.0
ITL, Inc. Report No. 12327C; Date: 12-9-69

Job Information

Type:

Lightolier a Genlyte Thomas Company www.lightolier.com
631 Airport Road, Fall River, MA 02720 • (508) 679-8131 • Fax (508) 674-4710
We reserve the right to change details of design, materials and finish.
© 2003 Genlyte Thomas Group LLC (Lightolier Division) • B0703

LIGHTOLIER®