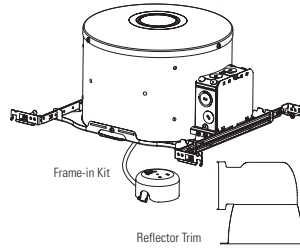
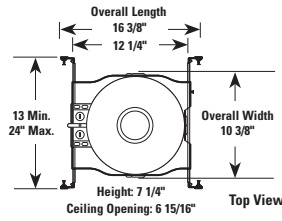
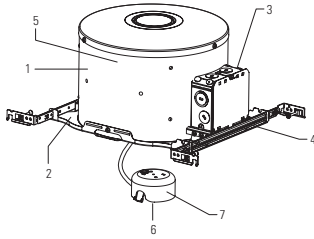


Performance Recessed CFL Downlighting **1101FIC**

Page 1 of 1

6 3/4" Aperture, 1 Light, Compact Fluorescent, IC AirSeal®, Frame-In Kit



Complete Fixture consists of Frame-In Kit and Reflector Trim. Select each separately.

Uniframe™ Frame-In Kit	Uniframe™ Compact Fluorescent Performance Series Reflector Trims					
	Horizontal Open	Horizontal Wall Wash - Single	Horizontal Wet Location Lensed / Diffused		Horizontal Cross Blade	
1101F181CU** 18w Quad/Triple GX24q-2 Base 120v – 0.17amp max 277v – 0.08amp max 1101F26421CU** 26w Quad/Triple GX24q-3 Base 120v – 0.24amp max 277v – 0.11amp max 32w Triple GX24q-3 Base 120v – 0.31amp max 277v – 0.13amp max 42w Triple GX24q-4 Base 120v – 0.38amp max 277v – 0.17amp max	1101HCL 1101HCD 1101HWH	1101HCLSW 1101HCDSW 1101HWHSW	Clear Lens 1101HCLC 1101HCDC 1101HWHC Opal Lens 1101HCLO 1101HCDO 1101HWHO	Fresnel 1101HCLF 1101HCDF 1101HWHF	1101HACB 1101HWHCB	
Universal Series Reflector Trims (Reference Trim Spec Sheet for Recommended Lamping)						
	Cone	Satin Cone	Baffle	Wall Wash	Wet Location	Cross Blade
	1112* 1145	1108*	1105*	1195	1121	1132
	1113* 1146 / 1146CD	1110*	1105BNM	1196	1124	
	1113BK* 1143		1105WH	1196CD	1134	
	1113WH 1144 / 1144CD		1176		1177SH	
	1113CD*		1176WH		1178SH	
					1190	

**Add N to catalog number for preset nails.

Features

- Housing:** .028" (#21ga.) aluminum. UL listed for direct contact with thermal insulation. AirSeal® housing minimizes air leakage to less than 2 CFM at 1.57 PSF (or 75pa), which complies with Model Energy Code (Section 602.3.3) and Washington State Energy Code (Section 502.4) and reduces heat loss and condensation in ceiling. Access door for inspection of junction box.
- Mounting Frame:** .032 (#22 ga.) galvanized steel. Accommodates ceilings up to 1 1/2" thick. 3/8" deep integral lip. Locks into position along length of mounting bars with locking screw and bendable slot. Four slots are positioned 90° apart to simplify alignment. Push-in/twist-out roto-clips hold reflector flush to ceiling.
- Junction Box:** 2" X 4" X 3 1/2" (22 cu. in) .032" (#22 ga.) galvanized steel. UL listed for maximum of 8 (#12 ga.) 90°C through branch circuit conductors.
- Mounting Bars:** .059" (#16 ga.) galvanized steel. Bars pivot for easy attachment and wire-in below ceiling line. Bars extend to accommodate 16" to 24" O.C. joist spacing. Bars can accommodate 12" O.C joist spacing after a slight field modification (see Instruction Sheet). Features integral self tapping phillips screws for secure attachment to wood or metal construction. Attaches to T-bar ceilings without the need of accessories.
- Ballast:** Mounted inside housing. 120V – 277V UL Listed Electronic Ballast, end of lamp life protection, class "P" thermally protected, class "A" sound rating.
- Socket:** Four-pin base, molded thermoplastic socket, prewired with No. 18 AWM leads to ballast.
- Socket Housing:** .036" (#20ga.) Galvanized Steel housing attaches to reflector trim by spring clip for precise optic alignment.

Options & Accessories

- Extra-Thick Ceiling**
- Mounting Ring: 1967A** - 1 1/4" to 2" thick ceilings

Labels

cULus Listed (Type I.C., Suitable for Damp Location), I.B.E.W.
 Complies with Air Leakage Requirements stated in the Model Energy Code and the Washington State Energy Code.

AirSeal® is a registered trademark of Lightolier

Job Information	Type:
Job Name:	
Cat. No.:	
Lamp(s):	
Notes:	