

**1095/1002P1 Series**  
Standard Incandescent

Complete Fixture consists of Reflector Trim & Frame-In Kit. Select each separately.

Reflector Trim	Frame-In Kit — See Individual Frame-In Kit Specification Sheets							
	Incandescent				Fluorescent			
	Frame-In Kit	Ceiling Type	Lamping	Height	Frame-In Kit	Ceiling Type	Lamping	Height
<b>1095</b> Specular Gold	<b>1002P1</b>	Non-IC	75W A19	6 7/8"	<b>1001F13U Series</b>	UniFrame™ Non-IC	(1) Triple 13W (GX24q-1)	6"
<b>1096</b> Specular Clear	<b>1000IC</b>	IC	60W A19	7 5/16"	<b>1001F18U Series</b>	UniFrame™ Non-IC	(1) Triple 18W (GX24q-2)	6"
<b>1096CD</b> Clear Diffuse	<b>1004ICX</b>	AirSeal® IC	60W A19	7 1/4"				

### Features

- 1. Deep Reflector:** Hydroformed aluminum, .040" thick (18 ga.); specular clear, specular gold or clear diffuse; matte white trim, self flanged. Depth provides 34° shielding angle.
- 2. Frame-in-Kit:** (1002P1 standard frame shown.). See separate Frame-In Kit specification sheets for more details.

### Options & Accessories

**Extra Wide Flange Trim Ring:** 1957 - 7" O.D.

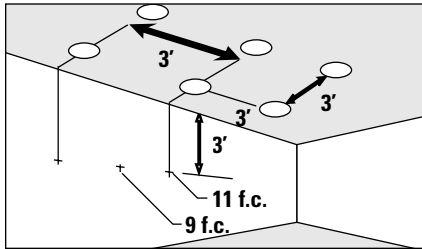
### Labels

UL Listed (Suitable for damp locations), I.B.E.W.

Job Information	Type:
<b>Job Name:</b>	
<b>Cat. No.:</b>	
<b>Lamp(s):</b>	
<b>Notes:</b>	



## Lighting Data



### LIGHTING DATA

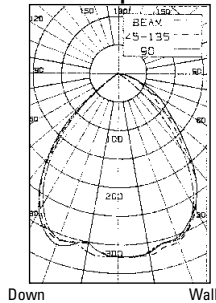
EXAMPLE: With specular clear and 75W A-19 units, located 3' from wall and 3' on center, (matching downlights 3' on center), the illumination on the wall 3' down from the ceiling is 15 f.c. beneath and 14 f.c. between fixtures.

#### Footcandles on Wall From Multiple Units: 75W A19 Specular Clear

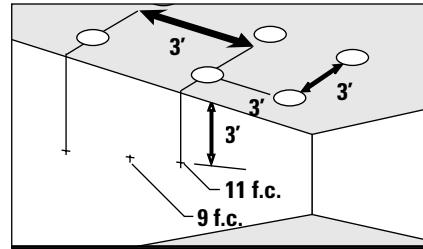
DISTANCE FROM CEILING, FT.	UNITS 2 FEET FROM WALL								
	2'			3'			4'		
1	17	17	17	13	9	13	13	5	13
2	23	22	23	17	14	17	15	8	15
3	21	21	21	15	14	15	12	10	12
4	17	16	17	11	11	11	8	9	8
5	12	12	12	8	8	8	6	7	6
6	9	9	9	7	7	7	5	5	5
7	7	7	7	5	5	5	4	4	4
8	5	5	5	4	4	4	3	3	3
9	4	4	4	3	3	3	3	3	3

Footcandle values are averaged and rounded off and are based on a minimum of five units.

#### Candlepower Curve



Report 1248FR  
Efficiency = 49.1%  
DOWNLIGHT SPACING RATIO= 1.2



### LIGHTING DATA

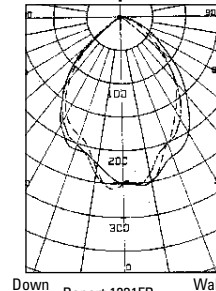
EXAMPLE: With specular clear and 13W QT, located 3' from wall and 3' on center, (matching downlights 3' on center), the illumination on the wall 3' down from the ceiling is 11 f.c. beneath and 9 f.c. between fixtures.

#### Footcandles on Wall From Multiple Units: 75W A19 Specular Clear

DISTANCE FROM CEILING, FT.	UNITS 2 FEET FROM WALL								
	2'			3'			4'		
1	13	12	13	10	7	10	9	4	9
2	17	17	17	13	10	13	12	6	12
3	15	15	15	11	9	11	9	7	9
4	11	11	11	8	7	8	6	5	6
5	8	8	8	6	6	6	5	4	5
6	6	6	6	4	4	4	3	3	3
7	5	5	5	3	3	3	3	3	3
8	4	4	4	3	3	3	2	2	2
9	3	3	3	2	2	2	2	2	2

Footcandle values are averaged and rounded off and are based on a minimum of five units.

#### Candlepower Curve



Report 1231FR  
Efficiency = 51.3%  
DOWNLIGHT SPACING RATIO= 1.2

### COEFFICIENTS OF UTILIZATION

% EFFECTIVE CEILING CAVITY REFLECTANCE

ROOM CAVITY RATIO	% WALL REFLECTANCE																							
	80				70				50				30				10				0			
	50	30	10	50	30	10	50	30	10	50	30	10	50	30	10	50	30	10	50	30	10	50		
1	.54	.52	.51	.53	.52	.50	.51	.50	.49	.49	.48	.47	.47	.47	.46	.45								
2	.50	.47	.45	.49	.47	.45	.47	.45	.44	.46	.44	.43	.44	.43	.42	.41								
3	.45	.43	.41	.45	.42	.40	.43	.41	.40	.42	.40	.39	.41	.40	.38	.38								
4	.42	.39	.37	.41	.39	.36	.40	.38	.36	.39	.37	.36	.38	.37	.35	.34								
5	.39	.35	.33	.38	.35	.33	.37	.35	.33	.36	.34	.32	.36	.34	.32	.31								
6	.36	.32	.30	.35	.32	.30	.34	.32	.30	.34	.31	.29	.33	.31	.29	.28								
7	.33	.29	.27	.32	.29	.27	.32	.29	.27	.31	.28	.26	.30	.28	.26	.26								
8	.30	.27	.24	.30	.26	.24	.29	.26	.24	.29	.26	.24	.28	.26	.24	.23								
9	.28	.24	.22	.27	.24	.22	.27	.24	.22	.26	.24	.22	.26	.24	.22	.21								

20% FLOOR CAVITY REFLECTANCE

DETERMINED IN ACCORDANCE WITH CURRENT IES PUBLISHED PROCEDURES.

### COEFFICIENTS OF UTILIZATION

% EFFECTIVE CEILING CAVITY REFLECTANCE

ROOM CAVITY RATIO	% WALL REFLECTANCE																							
	80				70				50				30				10				0			
	50	30	10	50	30	10	50	30	10	50	30	10	50	30	10	50	30	10	50	30	10	51		
1	.56	.55	.53	.55	.54	.53	.53	.52	.51	.51	.50	.49	.49	.49	.48	.47								
2	.52	.49	.47	.51	.49	.47	.49	.47	.46	.47	.46	.45	.46	.45	.44	.43								
3	.47	.44	.42	.47	.44	.42	.45	.43	.41	.44	.42	.40	.43	.41	.40	.39								
4	.44	.40	.39	.43	.40	.38	.42	.39	.37	.41	.39	.37	.40	.35	.36	.35								
5	.40	.37	.34	.40	.36	.34	.39	.36	.34	.38	.35	.33	.37	.35	.33	.32								
6	.37	.33	.31	.36	.33	.31	.36	.33	.30	.35	.32	.30	.34	.32	.30	.29								
7	.34	.30	.28	.33	.30	.28	.33	.30	.27	.32	.29	.27	.31	.29	.27	.26								
8	.31	.28	.25	.31	.27	.25	.30	.27	.25	.30	.27	.25	.29	.26	.25	.24								
9	.29	.25	.22	.28	.25	.22	.28	.25	.22	.27	.24	.22	.27	.24	.22	.21								

20% FLOOR CAVITY REFLECTANCE

DETERMINED IN ACCORDANCE WITH CURRENT IES PUBLISHED PROCEDURES.

### Job Information

### Type:

Lightolier a Genlyte company [www.lightolier.com](http://www.lightolier.com)  
631 Airport Road, Fall River, MA 02720 • (508) 679-8131 • Fax (508) 674-4710  
We reserve the right to change details of design, materials and finish.  
© 2007 Genlyte Group LLC • G0707